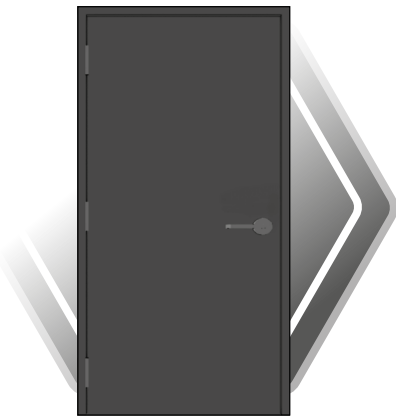


Please Reach Out to Your Distributor for Pricing.

Pull Side View



Push Side View




Hardware.



PHG L900 Lever Entry Trim



PHG 4400 Door Closer



PHG 2500 Exit Device

Specification.

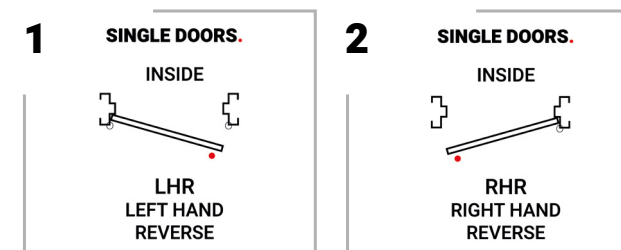
- 16 Gauge Frame.
- 18 Gauge Door.
- A60 Galvanneal US Manufactured Steel.
- Honeycomb Core.
- Welds to Hinge Side Hem and Built-In Astragal.

All Door Sets Are Made to Order.
 Custom Width (24" - 54") | Custom Height (70" - 98").
 Custom Sizes Included in Pricing.
 Surcharges Apply for Over 40" Width And Over 95" Height.

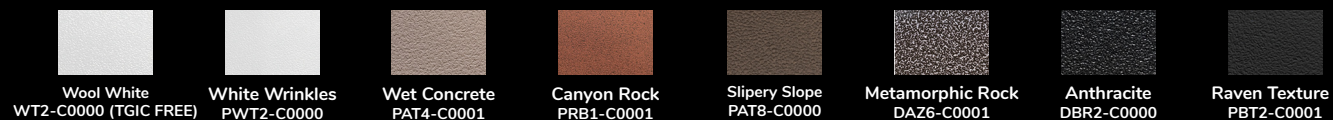
What's Included.

- Stainless Steel Ball Bearing Hinges.
- Sweep.
- Aluminium Threshold.
- Adhesive Gasket.
- Adjustable Anchors.
- Masonry Install Kit (Including; Cover Plugs, SDS Drill Bit, Masonry Fasteners, Color Touch-up Stick, Hinge Packers).

Handing.



Powder Coating Color.



Why Buy From Strongdor?



No Minimum Order



Drawings with Quotes FAST



Install in Under 1 Hour



Powder Coated, No Downtime for Painting



Everything in a Box

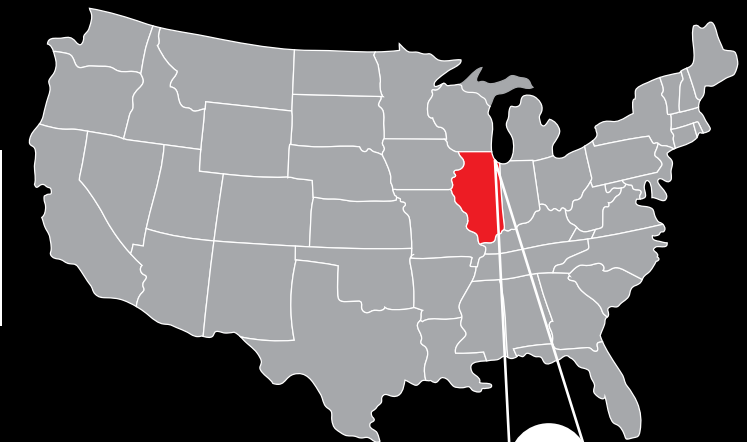

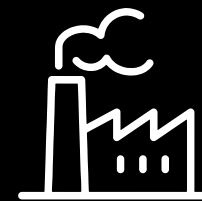


More Secure Than Normal Hollow Metal Systems

A Little About Strongdor.

- Manufacturers of high-quality, quick-install steel door and frame systems.
- Strongdor UK has manufactured over 128,000 doors and frames since 2009 and is bringing its tried and tested service offering to the USA with the first location in Illinois.

Sign Up for a Virtual or In-Person Factory Tour.



310 WINDY POINT DR,
 GLENDALE HEIGHTS, IL60139

WE ARE HERE

Distributed by:

